

Condition factor and diet of *Chrysichthys nigrodigitatus* and *Chrysichthys auratus* (Siluriformes: Bagridae) from Aiba Reservoir, Iwo, Nigeria

Oluwatosin Ebenezer Atobatele¹ & Alex Obih Ugwumba²

1. Department of Biological Sciences, Bowen University, P.M.B. 284, Iwo, Osun, Nigeria; toshine_ben@yahoo.com
2. Department of Zoology, University of Ibadan, Ibadan, Nigeria; oa.ugwumba@mail.ui.edu.ng

Received 21-VII-2010. Corrected 01-II-2011. Accepted 04-III-2011.

Abstract: *Chrysichthys nigrodigitatus* and *C. auratus* are important, highly valued and threatened freshwater species. To contribute with their ecological knowledge, the condition factor and diet of these two congeneric species were studied between April 2005 and April 2006. Food items of fish were evaluated by occurrence and numerical abundance methods, and the possible changes among sexes, seasons and sizes were considered. Results showed that generally *C. nigrodigitatus* were better conditioned than *C. auratus*. The males of *C. nigrodigitatus* and females of *C. auratus* were in better condition than their respective opposite sex throughout the year, and during the wet season compared to the dry. The food items of *C. nigrodigitatus* and *C. auratus* were similar and comprised twelve species belonging to five groups: Insecta (three species), Crustacea (five species), Arachnida (one species), Rotifera (one species) and Mollusca (two species). Other food items included fish scales, unidentified green eggs, plant parts, detritus and sand. Insecta and Crustacea dominated the food items in both species. For *C. nigrodigitatus*, insect consumption increased with fish size, while Crustacea items decreased (from 89.59% for 8.1cm - 12.0cm size class to 1.58% for 20.1cm - 26.0cm size class). However, while *C. auratus* smaller sized fish preferred Crustacea (98.72% for 8.1cm -12.0cm size class), larger sized fish had both groups in relatively similar amounts. Schoener Overlap Index for both species and between seasons is 1.00. Diet breadth ranged from 0.00-1.47 for *C. nigrodigitatus* and 0.00-1.32 for *C. auratus*. Food Richness ranged from 0.00-1.44 for both species. Gut Repletion Index for *C. nigrodigitatus* and *C. auratus* are 76.39% and 76.27% respectively. Although, there is considerable similarity and overlap in the utilization of food resource for both coexisting species, condition factor and feeding behavior suggest strategies to reduce intra- and inter-specific competition. Rev. Biol. Trop. 59 (3): 1233-1244. Epub 2011 September 01.

Key words: *Chrysichthys*, condition factor, feeding behaviour, competition, Aiba Reservoir.

The Silver Catfish, comprising two congeneric species (*Chrysichthys nigrodigitatus* and *C. auratus*), are economically important fish species of Aiba Reservoir, Iwo. Idodo-Umeh & Victor (1991) reported that *C. nigrodigitatus* and *C. auratus longifilis* were the principal species of the bagrid catfishes in River Ase, Southern Nigeria. The latter authors also reported *C. nigrodigitatus* to be a rainy season species, while *C. auratus longifilis* was abundant in both dry and rainy seasons. *C. nigrodigitatus* is an important, highly valued and ubiquitous

freshwater fish of Nigerian inland waters and is sought after for its flavor and chemical composition (Akinsanya *et al.* 2007, Saliu 2008, Olarinmoye *et al.* 2009). The acute reduction in the population of this species in Nigerian waters has been mentioned (Offem *et al.* 2008).

Condition factor is an index of the degree of fatness or well being of a species (Bagenal & Tesch 1978). The study of condition factor is important to understand the life cycle of fish species, and contributes to an adequate management of the species and to the maintenance

of the ecosystem equilibrium (Haruna & Bichi 2005). Condition index may be used to determine the reproductive time of fish species without sacrificing the organisms, and this could be a valuable tool to develop monitoring programs for the species fisheries and culture programs (Arellano-Martinez & Ceballos-Vazquez 2001).

The dietary habits of fish, based on stomach analyses, is widely used in fish ecology as an important method to investigate trophic relationships in aquatic communities (Fagbenro *et al.* 2000). Food and feeding habits of some species of *Chrysichthys* in Nigeria have been studied in Lagos Lagoon (Ikusemiju & Olaniyan 1977), Oguta Lake (Nwadiaro & Okorie 1987), River Ase (Idodo-Umeh 2002), River Ethiopie (Oronsaye & Nakpodia 2005), Cross River (Offem *et al.* 2008) and Kainji Lake (Yem *et al.* 2009). Ikusemiju & Olaniyan (1977) reported differences in the food habits of three *Chrysichthys* species in Lekki Lagoon: *C. walkeri* fed mostly on insects, *C. filamentosus* on crustaceans and *C. nigrodigitatus* on molluscs. The authors opined that the observed differences in feeding habits might be due to an active response to interspecific competition. Nwadiaro & Okorie (1987) reported chaoborid and chironomid larvae, ostracods, copepods and detritus as the food items of *C. filamentosus* and therefore regarded the fish as a benthic omnivore. The authors also observed that larger *C. filamentosus* fed mostly on the insect larvae and detritus, while smaller individuals consumed mostly microcrustacea. Also Idodo-Umeh (2002) reported that *C. auratus*, *C. nigrodigitatus* and *C. furcatus* were omnivorous bottom feeders. The author reported no remarkable seasonal difference in the various food items consumed, but however, reported differences in the feeding habits of different sized groups in *C. auratus longifilis* while in *C. nigrodigitatus* all the sized groups consumed mainly detritus. Ajah *et al.* (2006) reported that juveniles of *C. nigrodigitatus* were omnivorous, consuming 32% gastropods, 30% nematodes, 14% diatoms and 8% crustaceans while adults were planktotrophic consuming 23%

diatoms, 33% Chlorophyceae and 22% crustaceans. The occurrence of mud, sand, detritus, insect larvae and worms in the stomach contents of fish could be interpreted as bottom feeding because these items are abundant in the benthos (Idodo-Umeh 2003). However, the latter author opined that fishes are extremely mobile, showing extensive longitudinal, vertical and horizontal movements therefore the variety of food items present in the stomach of fishes often reflect trophic flexibility or opportunistic feeders as suggested by Warren (1993); the ability of fishes to switch from one diet to another depending on availability.

This study aims to give information on the condition factor and feeding habits of two bagrid catfishes (*C. nigrodigitatus* and *C. auratus*) of Aiba Reservoir, Iwo, thereby adding to the existing knowledge of the biology of both species.

MATERIALS AND METHODS

Aiba Reservoir (07°38'–07°39' N - 004°11'–004°13' E), a small tropical man-made reservoir, lies in the Southwestern part of Nigeria. The dry season extends from November to March while the wet season is from April to October. Fish specimens (*Chrysichthys nigrodigitatus* and *C. auratus*) were collected from the reservoir between April 2005 and April 2006 using gill nets with mesh sizes between 25mm and 30mm. Specimens were procured monthly from daily catch of artisanal fishermen using wooden canoes at landing points and taken to the laboratory. The fish specimens were identified using Reed *et al.* (1967), Olaosebikan & Raji (1988), Idodo-Umeh (2003). Measurement of standard length was taken on the left side of the fish with a ruled board to the nearest 0.1cm and weighed fresh using a digital balance (Adam Model AAA 250L) to the nearest 0.1g. Dissection was carried out using stainless steel scissors and forceps; the guts were removed and preserved in 5% formalin until the contents were analyzed. Both species are preserved in the

Department of Biological Sciences laboratory, Bowen University, Iwo, Osun State, Nigeria.

As a result of the large length range, condition factor was calculated using $K' = 100W/L^b$ (Bagenal & Tesch 1978), where K' = condition factor, W = Total weight (g), L = Standard length (cm) and b = regression (growth) coefficient. The stomach contents were observed and food items were identified to the lowest possible taxon under low power magnification of the microscope using Jeje & Fernando (1986), and APHA, AWWA, WEF (1995). The frequency of occurrence and percentage composition by number methods according to Windell & Bowen (1978) were adopted in the stomach content analysis. Gut repletion index (GRI) was calculated by dividing the number of empty guts by the total number of guts examined multiplied by 100 (Hyslop 1980). Diet breath is a measure of the food spectrum and was calculated using the Shannon-Wiener's diversity index (H): $H = -\sum p_i \log_2 p_i$, where p_i is the proportion by number of the food item i (Berg 1979). Food richness was calculated using Margalef's index (d): $d = (S-1)/\log N$, where S is the number of species and N is the number of individual food items (Pielou 1969, Brower & Zar 1979, Offem *et al.* 2008). Diet similarity among species and seasons was calculated using Schoener Overlap index (C) (Schoener 1970); $C_{xy} = 1 - 0.5 \sum (p_{xi} - p_{yi})$, where p_{xi} and

p_{yi} are the proportions by number of prey item i in the diets of groups x and y (species or seasons) respectively. If the C value is greater than 0.80, then the diet of the two groups is similar. Chi-square (χ^2) analysis was used to test for significant differences between the annual sex ratio of each species. Student t-test was used to determine significant differences in food items of the sexes of each species.

RESULTS

Size and sex ratio: *C. nigrodigitatus* recorded maximum standard length and weight of 25.6cm and 288.7g respectively, while *C. auratus* recorded maximum standard length and weight of 19.8cm and 131g respectively (Table 1). The mean weight and standard length for *C. nigrodigitatus* and *C. auratus* were (74.9±6.2g and 15.5±0.4cm, 66.3±4.1g and 14.7±0.5cm, respectively). Both species recorded similar mean weights and standard lengths for sex. The overall male to female ratio of *C. nigrodigitatus* (1:0.87) were similar ($p > 0.05$) while that of *C. auratus* (1:0.38) were significantly different ($p < 0.001$).

Condition factor: The lowest mean monthly condition factor for males (3.03±0.11) and females (2.76±0.00) of *C. nigrodigitatus* were recorded in June and February, respectively.

TABLE 1
Chi-square (χ^2) analysis of male to female sex-ratio; mean and overall range for weight and standard length of *Chrysichthys nigrodigitatus* and *C. auratus*

<i>Chrysichthys nigrodigitatus</i>					
	Male (n=39) Mean±Standard Error	Female (n=34) Mean±Standard Error	Combined sexes (n=73) Mean±Standard Error	Range	χ^2
Weight (g)	75.5±8.8	74.1±8.8	74.9±6.2	18.1-288.7	0.34
Standard length (cm)	15.5±0.6	15.5±0.6	15.5±0.4	9.8-25.6	
<i>Chrysichthys auratus</i>					
	Male (n=39) Mean±Standard Error	Female (n=34) Mean±Standard Error	Combined sexes (n=73) Mean±Standard Error	Range	χ^2
Weight (g)	66.1±5.0	66.8±7.1	66.3±4.1	13.9-131.0	11.66***
Standard length (cm)	14.4±0.4	14.7±0.5	14.7±0.5	8.9-19.8	

*** $p < 0.05$; ($p_{(0.05, 1)} = 3.84$).

However, the highest mean monthly condition factor for both sexes occurred in September (Fig. 1a). Generally the condition factor for both sexes decreased towards June and gradually rose to a peak in September. Males were better conditioned than females. The lowest mean monthly condition factor for male *C. auratus* (1.87 ± 0.08) was recorded in June while the highest (2.20 ± 0.15) was recorded in September; however, the lowest mean monthly condition factor for females (2.03 ± 0.06) was recorded in April, followed closely by June (2.04 ± 0.00), while the highest (2.87 ± 0.00) was recorded in February (Fig. 1b). Condition factor for both sexes decreased towards March, gradually increased to a peak in May and declined again towards June. Females

were better conditioned compared to the males. Male *C. nigrodigitatus* and female *C. auratus* recorded significantly higher mean condition factors ($t_{37}=-2.20$, $p=0.034$ and $t_{14}=-2.17$, $p=0.047$, respectively) during the dry season, compared to the wet season; however there was no significant seasonal difference ($p>0.05$) for the opposite sex and for sex combined (Fig. 1). *C. nigrodigitatus* was better conditioned than *C. auratus* (Fig. 2).

Food items: The food composition of *C. nigrodigitatus* and *C. auratus* included 12 species belonging to five groups: 3 species of Insecta, 5 species of Crustacea, 1 Arachnida, 1 Rotifera and 2 species of Mollusca (Table 2). Other food items were fish scales,

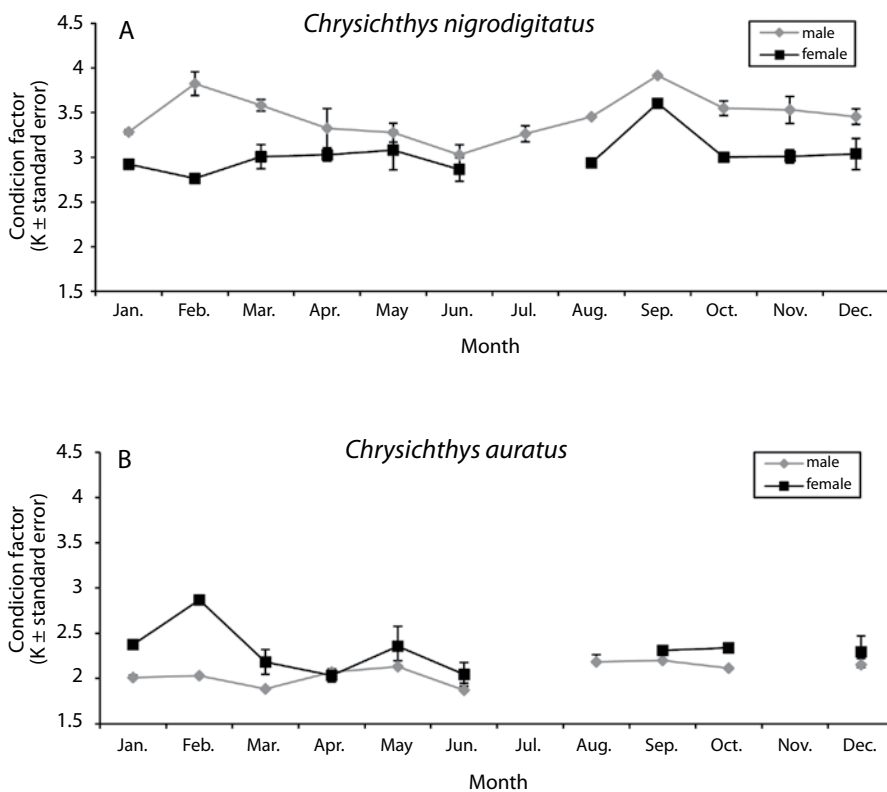


Fig. 1. Mean monthly condition factor of male and female of (a) *Chrysichthys nigrodigitatus* and (b) *C. auratus* in Aiba Reservoir.

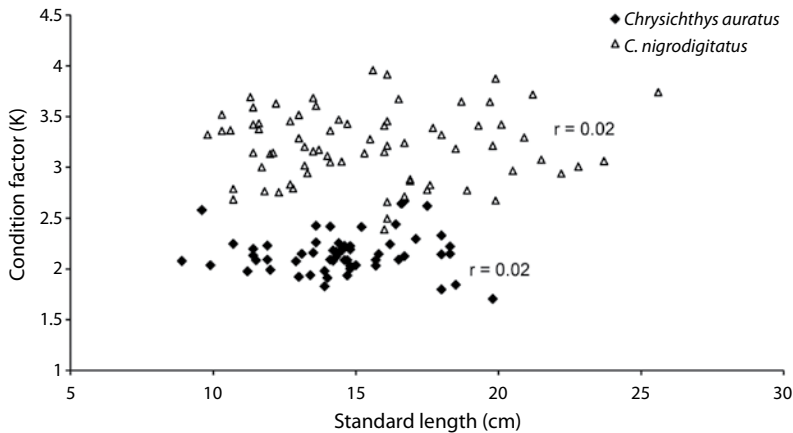


Fig. 2. Relationship between condition factor and standard length of *Chrysichthys nigrodigitatus* and *C. auratus*.

TABLE 2
Occurrence and numerical abundance of food items found in both sexes
of *Chrysichthys nigrodigitatus* and *C. auratus* stomachs

FOOD ITEMS	Occurrence (%) ^a				Numerical abundance (%) ^a			
	<i>Chrysichthys nigrodigitatus</i>		<i>Chrysichthys auratus</i>		<i>Chrysichthys nigrodigitatus</i>		<i>Chrysichthys auratus</i>	
	MALE	FEMALE	MALE	FEMALE	MALE	FEMALE	MALE	FEMALE
<i>Brachionus</i>	6.90	3.85	3.33	6.67	0.09	0.02	0.02	0.04
ROTIFERA	6.90	3.85 (5.45)	3.33	6.67 (4.44)	0.09	0.02 (0.06)	0.02	0.04 (0.02)
<i>Melanooides</i>	0.00	3.85	0.00	13.33	0.00	0.17	0.00	0.18
<i>Bulinus</i>	0.00	3.85	0.00	0.00	0.00	0.04	0.00	0.00
MOLLUSCA	0.00	3.85 (1.82)	0.00	13.33 (4.44)	0.00	0.22 (0.09)	0.00	0.18 (0.06)
Hydracarina	0.00	3.85	3.33	0.00	0.00	0.02	0.02	0.00
ARACHNIDA	0.00	3.85 (1.82)	3.33	0.00 (4.44)	0.00	0.02 (0.01)	0.02	0.00 (0.01)
<i>Mesocyclops</i>	86.21	84.62	73.33	80.00	27.66	16.97	36.93	6.98
<i>Thermodiaptomus</i>	6.90	3.85	16.67	0.00	0.19	0.02	0.64	0.00
<i>Diaphanosoma</i>	37.93	34.62	40.00*	20.00	18.45	8.61	26.49	0.14
<i>Alona</i>	3.45	0.00	0.00	6.67	0.07	0.00	0.00	0.11
Ostracod	13.79	19.23	20.00	33.33	0.93	8.29	0.73	25.90
CRUSTACEA	86.21	92.31 (89.09)	73.33	86.67 (77.78)	47.30	33.89 (41.92)	64.78	33.13 (54.69)
<i>Chaoborus</i>	55.17	57.69	43.33	53.33	3.03	17.51	5.69	1.05
<i>Chironomus</i>	48.28	38.46	33.33	73.33	48.48	42.66	26.35	64.30
<i>Povilla</i>	27.59	26.92	16.67	33.33	0.78	3.06	0.47	1.30
INSECTA	75.86	80.77 (78.18)	60.00	80.00 (66.67)	52.30	63.22 (56.68)	32.51	66.65 (43.39)
Fish scale	6.90	0.00	3.33	0.00	0.17	0.00	2.64	0.00
Unidentif. green eggs	3.45	15.38	3.33	0.00	0.15	2.63	0.02	0.00
Seed	0.00	0.00	3.33	0.00	0.00	0.00	0.02	0.00
Macrophyte	27.59	26.92	10.00	33.33				
Detritus	37.93	34.62	20.00	26.67				
Sand	48.28	38.46	20.00	46.67				
OTHERS	72.41	69.23 (70.91)	36.67	46.67 (40.00)	0.32	2.63 (1.24)	2.67	0.00 (1.82)

^a=average value for both sexes in parenthesis. *=significant at $p \leq 0.05$.

unidentified green eggs, seeds, macrophyte parts, detritus and sand. For *C. nigrodigitatus* and *C. auratus*, Crustacea occurrence in stomach contents constitute 89.09% and 77.78%, followed by Insecta, with 78.18% and 66.67% respectively. Other food items especially macrophytes, detritus and sand recorded high percentage occurrence, with *C. nigrodigitatus* (70.91%) recording a higher occurrence compared to *C. auratus* (40.00%). Crustacea and Insecta occurred more in the diet of female *C. nigrodigitatus* (92.31% and 80.77% respectively) and female *C. auratus* (86.67% and 80.00% respectively) compared to males. Male of *C. auratus* recorded a significantly higher ($p < 0.05$) percentage occurrence (40.00%) of *Diaphanosoma* compared to females (20.00%). *Melanoides* was absent in the diet of males of both species, however, *Bulinus* was recorded only from the diet of female *C. nigrodigitatus*. *Hydracarina* was absent only in the diet of male *C. nigrodigitatus* and female *C. auratus*. Fish scales were only recorded in males of both species, and seeds were solely recorded from the stomachs of male *C. auratus*.

In terms of numerical abundance, Insecta dominated as prey items in the diet of *C. nigrodigitatus* (56.68%) followed by Crustacea (41.92%); while Crustacea (54.69%) dominated the diet of *C. auratus* followed by Insecta (43.39%). Insecta was numerically more abundant in the diet of female *C. auratus* (66.65%) than in males (32.51%), while Crustacea were numerically more abundant in the diet of male *C. auratus* (64.78%) than in females (33.13%). *Thermodiaptomus* was more abundant in the diet of males of both species, while ostracods recorded higher numerical abundance as a food item in females of both species. Mollusca, Arachnida and Rotifera accounted for less than 0.2% numerical abundance as food items.

Insecta, especially *Chaoborus* and *Chironomus*, dominated the stomach contents of both species during the dry season compared to the wet, in terms of occurrence and numerical abundance (Table 3). *Chaoborus* recorded a significantly higher occurrence ($p < 0.05$) in the stomach contents of *C. nigrodigitatus* during

the dry season (85.71%) compared to the wet season (25.93%). Other food items, especially detritus and sand, occurred more during the dry season for both species. *Thermodiaptomus* and *Diaphanosoma* were numerically more abundant during the dry and wet seasons respectively for both species of fish. *Hydracarina*, *Brachionus* and unidentified green eggs were numerically more abundant in the diet of both species during the wet season, while Mollusca were more abundant in the diet of both species during the dry season.

Insecta increased numerically with the increase in size of fish (from 10.41% to 94.11%), while Crustacea decreased (from 89.59% to 1.58%) with increase in fish size of *C. nigrodigitatus* (Fig. 3a). However, for *C. auratus*, Crustacea (98.72%) dominated as food items numerically in the diet of 8.1cm-12.0cm size class while Insecta (1.28%) recorded the least (Fig. 3b). Other food items showed a steady increase with increase in fish size from 0.00% (8.1cm-12.0cm) to 4.27% (20.1cm-26.0cm) for *C. nigrodigitatus*. However, for *C. auratus*, Rotifera and other food items showed a slight increase (0.00% to 0.04% and 0.00% to 2.13% respectively) with increase in fish size (from 8.1cm-12.0cm to 16.1cm-20.0cm size classes).

Schoener Overlap Index for both species and between seasons is 1.00. Diet breadth ranged from 0.00-1.47 for *C. nigrodigitatus* and 0.00-1.32 for *C. auratus* (Table 4). Lower breadth was recorded for females of both species compared to the males, and during the wet season for *C. auratus*. Food Richness ranged from 0.00-1.44 for both species. Lower richness was, however, recorded for female *C. nigrodigitatus* compared to males; and during the dry season compared to the wet for both species.

The overall Gut Repletion Index recorded for *C. nigrodigitatus* and *C. auratus* are 76.39% and 76.27%, respectively. However, while the Gut Repletion Index for both sexes and both seasons are similar for *C. nigrodigitatus*, female *C. auratus* fed more (93.75%) compared to the males (69.77%) and both sexes

TABLE 3
Occurrence and numerical abundance of food items found by season
in *Chrysichthys nigrodigitatus* and *C. auratus* stomachs

FOOD ITEMS	Occurrence (%)				Numerical abundance (%)			
	<i>Chrysichthys nigrodigitatus</i>		<i>Chrysichthys auratus</i>		<i>Chrysichthys nigrodigitatus</i>		<i>Chrysichthys auratus</i>	
	WET	DRY	WET	DRY	WET	DRY	WET	DRY
<i>Brachionus</i>	11.11	0.00	6.45	0.00	0.12	0.00	0.03	0.00
ROTIFERA	11.11	0.00	6.45	0.00	0.12	0.00	0.03	0.00
<i>Melanoides</i>	0.00	3.57	0.00	14.29	0.00	0.14	0.00	0.20
<i>Bulinus</i>	0.00	3.57	0.00	0.00	0.00	0.04	0.00	0.00
MOLLUSCA	0.00	3.57	0.00	14.29	0.00	0.18	0.00	0.20
Hydracarina	3.70	0.00	3.23	0.00	0.02	0.00	0.02	0.00
ARACHNIDA	3.70	0.00	3.23	0.00	0.02	0.00	0.02	0.00
<i>Mesocyclops</i>	85.19	85.71	67.74	92.86	25.73	20.96	26.57	29.45
<i>Thermodiaptomus</i>	0.00	10.71	3.23	28.57	0.00	0.25	0.08	1.35
<i>Diaphanosoma</i>	33.33	39.29	32.26	35.71	26.49	2.25	24.61	1.55
<i>Alona</i>	3.70	0.00	0.00	7.14	0.09	0.00	0.00	0.12
Ostracod	29.63	3.57	29.03	14.29	7.63	0.04	5.88	16.03
CRUSTACEA	88.89	89.29	70.97	92.86	59.94	23.49	57.14	48.49
<i>Chaoborus</i>	25.93	85.71*	32.26	78.57	6.62	11.10	3.50	6.00
<i>Chironomus</i>	40.74	46.43	32.26	78.57	28.71	63.99	36.34	43.80
<i>Povilla</i>	33.33	21.43	19.35	28.57	2.34	1.04	0.45	1.47
INSECTA	59.26	96.43	54.84	92.86	37.67	76.12	40.29	51.26
Fish scale	0.00	7.14	0.00	7.14	0.00	0.21	0.00	0.04
Green eggs	18.52	0.00	3.23	0.00	2.25	0.00	2.51	0.00
Seed	0.00	0.00	3.23	0.00	0.00	0.00	0.02	0.00
Macrophyte	29.63	25.00	12.90	28.57				
Detritus	25.93	46.43	19.35	28.57				
Sand	29.63	57.14	19.35	50.00				
OTHERS	51.85	89.29	32.26	57.14	2.25	0.21	2.52	0.04

*=significant at $p \leq 0.05$.

TABLE 4
Diet breadth, food richness and Gut Repletion Index (GRI)
of *Chrysichthys nigrodigitatus* and *C. auratus* by sex and season

	Diet breadth		Food richness		Gut Repletion Index (%)	
	<i>Chrysichthys nigrodigitatus</i>	<i>Chrysichthys auratus</i>	<i>Chrysichthys nigrodigitatus</i>	<i>Chrysichthys auratus</i>	<i>Chrysichthys nigrodigitatus</i>	<i>Chrysichthys auratus</i>
Male	0.06-1.47	0.00-1.32	76.32	69.77	0.16-1.44	0.00-1.20
Female	0.00-1.11	0.00-0.98	76.47	93.75	0.00-0.67	0.00-1.44
Wet season	0.00-1.47	0.00-0.97	75.00	81.58	0.00-1.44	0.00-1.44
Dry season	0.06-1.46	0.00-1.32	77.78	66.67	0.16-1.13	0.00-1.20
Total	0.00-1.47	0.00-1.32	76.39	76.27	0.00-1.44	0.00-1.44

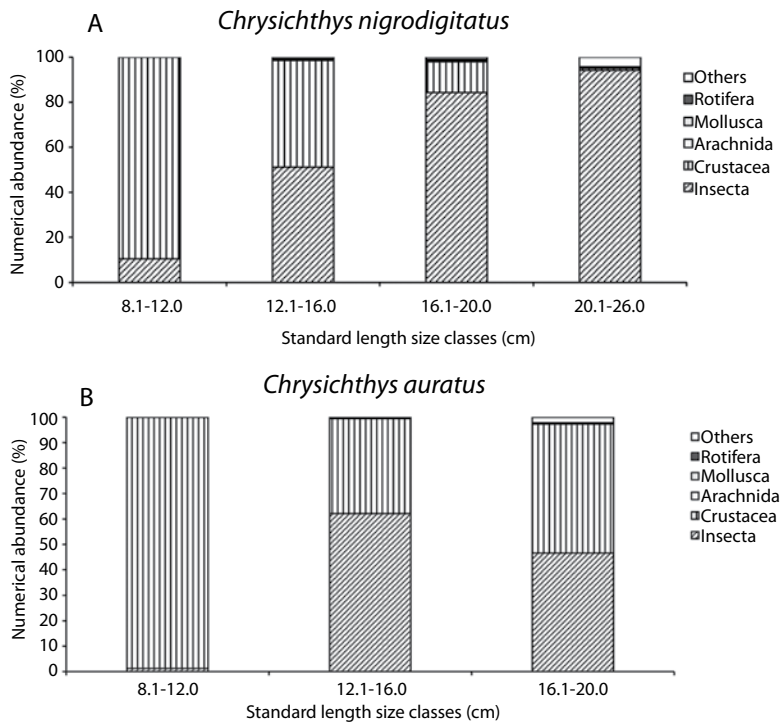


Fig. 3. Percentage numerical abundance of major groups of food items in the stomachs of different size classes of *Chrysichthys nigrodigitatus* and *C. auratus*.

of the same species recorded more non-empty stomach during the wet season (81.58%) compared to the dry (66.67%).

DISCUSSION

Size and sex ratio: Maximum standard length of 25.6cm and a weight of 288.7g recorded for *C. nigrodigitatus* and maximum standard length of 19.8cm and a weight of 131g recorded for *C. auratus* in Aiba Reservoir are lower than maximum sizes of same species recorded from River Ase in Delta State (SL=57.5cm, weight=1 500g for *C. nigrodigitatus*; SL=33cm, weight=272g for *C. auratus*) and River Niger (SL=57cm, weight=1 810g for *C. auratus*) (Idodo-Umeh 2003). The mean sizes recorded for *C. nigrodigitatus* and *C. auratus* from Aiba Reservoir (15.5 ± 0.4 cm

and 14.7 ± 0.5 cm, respectively) suggests that intensive fishing activity had impacted negatively on fish size as they are not allowed to grow to maximum size. Offem *et al.* (2008) reported size at maturity for males and females of *Chrysichthys nigrodigitatus* as 11.5cm and 16.7cm total length. This may suggest that the species are threatened. The annual sex ratios for *C. nigrodigitatus* were similar while that of *C. auratus* were significantly different indicating spatial separation of both species and reproductive strategy for *C. auratus*. Offem *et al.* (2008) observed male dominance of *C. nigrodigitatus* in the Cross River and attributed this to the fact that the gears used were not set close to the breeding ground as males possibly emigrate from spawning areas to feeding grounds located in shallow part of the water body where they were captured. The

authors also suggested that the females could go towards submerged vegetation and rocky areas to avoid fishermen and carry out incubation and protection of offspring.

Condition factor: *C. nigrodigitatus* were better conditioned compared to *C. auratus*. The males of *C. nigrodigitatus* and females of *C. auratus* were generally better conditioned than their respective opposite sex. This suggests intra-specific variation with regards to sex in the condition of each species. The lowest condition factor recorded in June for both species may suggest that June is the peak spawning month. Females of *C. auratus* also recorded a low condition factor in April suggesting two breeding periods; April and June which disagrees with Idodo-Umeh (2003) who reported that *C. nigrodigitatus* breeds between July and October. Low condition factor values are recorded when environmental conditions are poor and by spawning pressure in females (Haruna & Bichi 2005). Inverse relationship between reproductive activity and condition factor has been reported for both sexes of the fish species, *Holocanthus passer* (Arellano-Martinez & Ceballos-Vazquez 2001). Adedeji & Araoye (2006) attributed the slightly better condition of female *Synodontis schall* to differences in energy expended on egg and milt production. The low condition factor recorded for *C. nigrodigitatus* after the second peak in September and October; and in October for *C. auratus* may be due to reduced availability of food and prey items.

Feeding habits: *Chrysichthys* species are regarded as omnivorous detritivores (Oronsaye & Nakpodia 2005, Offem *et al.* 2008 and Yem *et al.* 2009). The morphology of *Chrysichthys* is adapted for bottom feeding although stomach contents may prove otherwise as the variety of food items contained in the stomach of fishes often reflect the ability of fishes to obtain food from different locations. Morphological features, therefore cannot limit *Chrysichthys* as exclusive bottom feeders (Idodo-Umeh 2003). The food items of both sexes of *C.*

nigrodigitatus and *C. auratus* were similar, with Crustacea and Insecta dominating in terms of percentage occurrence and numerical abundance, followed in order by sand, detritus and macrophyte in terms of percentage occurrence. Both species may therefore be regarded as generalist mesopredators. *C. nigrodigitatus* has been reported to feed mainly on adult molluscs and crustaceans in Lagos Lagoon (Ikusemiju & Olaniyan 1977), it is also regarded as a carnivore that feeds throughout the water column (Ajani 2001). The presence of fish scales in fish could be due to scale eating habits. This is in agreement with studies by (Idodo-Umeh 2003) on some specialized predators in tropical communities. However, the author cautioned that evidence available from the examination of the stomach contents is not conclusive as prey fish and fish remains from the substratum could also account for the presence of fish scales in stomach contents. The inclusion of sand grains in the stomach of fish has been attributed as an accidental ingestion along with other food items (Fagbenro *et al.* 2000). Idodo-Umeh (2003) reported that *C. nigrodigitatus* and *C. auratus* could be considered as bottom feeding mesopredators in River Ase, Delta State, although he opined that they can easily fit into the omnivorous category.

The similarity in the utilization of food items by both species, as shown by a Schoener Overlap Index of 1.00, suggests interspecific competition; since diet overlap is highly significant (Schoener index > 0.60). Oso *et al.* (2006) reported interspecific competition between *Oreochromis niloticus* and *Sarotherodon galilaeus* in Ero Reservoir, Ekiti State. The authors, however, opined that the similarity in ecological niche was already accompanied by some discrete differences in the selection of complementary food items. Differences in the abundance and occurrence of food items between sexes suggest strategies to reduce intra-specific competition. The males of *C. nigrodigitatus* fed more on planktonic crustaceans while the females fed more on benthic insect larvae. Differences in the abundance of food items of *C. nigrodigitatus* between seasons may be as a

result of the seasonal availability of food items, as *Chaoborus* recorded a significant higher occurrence during the dry season. This may be due to the fact that *Chaoborus* larvae are better exposed to predation as a result of reduced water level, low turbidity and increased penetration of light into the reservoir. The significant higher occurrence of *Diaphanosoma* as a food item in male *C. auratus* in addition to the occurrence of *Melanoides* only in females suggest that the sexes occupy relatively different positions in the water column with the females feeding on the benthic portion of the reservoir while the males fed in the open waters of the pelagic region. The spatial separation of *C. auratus* in terms of feeding habit also attests to the fact that fewer females were caught with gill nets.

Differences in the abundance and occurrence of food items with size classes for *C. nigrodigitatus* shows that the insects are preferred to the crustaceans which are relatively smaller organisms as the fish grows in size. There was preference for *Chironomus* and *Chaoborus* by larger sized fish compared to *Mesocyclops* and *Diaphanosoma* by smaller sized fish. This pattern was slightly different for *C. auratus* as crustaceans dominated the diet of small sized fish especially *Mesocyclops* and *Diaphanosoma* while as the fish increased in size *Chironomus* larva increased in their diet in addition to the dominant crustaceans. For both species there were slight increases in the occurrence and abundance of other food items apart from insects and crustaceans. This suggests that both species became less specialized mesopredators with increase in size.

Idodo-Umeh (2002) reported no remarkable difference in the various food items between seasons but reported differences in feeding habits of different size groups in *C. auratus longifilis* while in *C. nigrodigitatus* all the size groups consumed mainly detritus. Fawole (2002) reported that sex, season and size did not affect the feeding habits of *M. rume*. Idowu & Ugwumba (2006) reported higher seasonal feeding intensity of *Hepsetus odoe* in Ado-Ekiti Reservoir during the

rainy season for females and vice-versa for the males. This was attributed to the fact that females require more food for their reproductive activities which was observed to be at its peak during the rainy season in the reservoir. They also reported that size did not play a significant role in feeding intensity.

The high Gut Repletion Index recorded for both species suggests that both species feed frequently. Offem *et al.* (2009) opined that uniformity in the Gut Repletion index for different species seem to be a strategy that culminates in similar growth rates and breeding season for such species. The wider Diet Breadth recorded by males of both species compared to females; and by *C. nigrodigitatus* compared to *C. auratus* during the dry season shows higher trophic flexibility. This may suggest that males of both species could easily switch from one category of food to another in response to fluctuation in prey abundance and that *C. nigrodigitatus* was better at exploiting prey items during the wet season. The higher range of food richness recorded by male *C. nigrodigitatus* compared to females and by female *C. auratus* compared to males strongly supports the data on condition factors for both species. The higher range of food richness recorded by both species during the wet compared to the dry season supports the fact that both species fed on a greater variety of food items during this period (*Hydracarina*, *Brachionus* and unidentified green eggs during the wet compared to only *Melanoides* during the dry season).

This study suggests intraspecific variation in the condition of both species with regards to sex. It also shows similarity and overlaps in the utilization of food items by these threatened species, although there were seasonal, sex and size variations in feeding habits. Crustacea and Insecta dominated the food items of both species in terms of percentage occurrence and numerical abundance. There are, however, discrete differences in the selection of supplementary food items. Both species have consequently evolved strategies to cope with inter- and intra-specific competition. The strategies include exploitation competition, spatial separation in

the reservoir and variation in the utilization of food items by different size groups.

RESUMEN

Chrysichthys nigrodigitatus y *C. auratus* son dos especies importantes de peces de agua dulce, de gran valor y amenazadas. Para contribuir con sus conocimientos ecológicos, se estudió el factor de condición y la dieta de estas dos especies congénicas entre abril de 2005 y abril de 2006. Las categorías alimentarias fueron evaluadas por presencia y métodos de abundancia numérica, y los posibles cambios entre sexos, estaciones y tamaños fueron considerados. Los resultados mostraron que, en general los individuos de *C. nigrodigitatus* fueron en mejores condiciones que los individuos de *C. auratus*. Los machos de *C. nigrodigitatus* y las hembras de *C. auratus* se encontraban en mejores condiciones que su respectivo sexo opuesto durante todo el año, y durante la estación lluviosa en comparación con la seca. Las categorías alimentarias de *C. nigrodigitatus* y *C. auratus* fueron similares y se compone por 12 especies pertenecientes a cinco grupos: Insecta (tres especies), Crustacea (cinco especies), Arachnida (una especie), Rotifera (una especie) y Mollusca (dos especies). Otras categorías alimentarias incluyen escamas de peces, huevos verdes sin identificar, partes de plantas, detritos y arena. Insecta y Crustacea dominaron las categorías alimentarias en ambas especies. Para *C. nigrodigitatus*, el consumo de insectos incrementa con el tamaño del pez, mientras los crustáceos disminuyeron (de 89.59% para 8.1cm - clase de tamaño 12.0cm a 1.58% para 20.1cm - clase de tamaño 26.0cm). Sin embargo, mientras que los peces más pequeños de *C. auratus* tiene preferencia por Crustacea (98.72% para 8.1cm -12.0cm clase de tamaño), los peces más grandes de ambos grupos tienen cantidades relativamente similares. El índice Schoener de Superposición para ambas especies y entre las estaciones fue 1.00. La amplitud de la dieta varió desde 0.00-1.47 para *C. nigrodigitatus*, y 0.00-1.32 para *C. auratus*. La riqueza de la alimentación varió desde 0.00-1.44 para ambas especies. El índice Gut Repletion para *C. nigrodigitatus* y *C. auratus* fue 76.39% y 76.27%, respectivamente. Aunque, existe similitud y un traslape considerable en la utilización de los recursos alimenticios en ambas especies coexistentes, el factor de condición y el comportamiento de alimentación sugieren estrategias para reducir la competencia intra- e inter-específica.

Palabras clave: *Chrysichthys*, factor de condición, conducta alimentaria, competencia, Reserva Aiba.

REFERENCES

Adedeji, R.A. & P.A. Araoye. 2006. Study and characterization in the growth of body parts of *Synodontis*

schall (Pisces: Mochokidea) from Asa Dam, Ilorin, Nigeria. Nigerian J. Fisheries 2/3: 219-244.

Ajah, P.O., M.N. Georgewill & M.O. Ajah. 2006. The food and feeding habits of five freshwater and brackish-water fish species in Nigeria. Afr. J. Aquat. Sci. 31: 313-318.

Ajani, E.K. 2001. Effects of biotic and abiotic components of the habitat on fish productivity in Lagos Lagoon, Nigeria. Ph.D. Thesis, University of Ibadan, Ibadan, Nigeria.

Akinsanya, B., O.A. Otubanjo & C.A. Ibadapo. 2007. Helminth bioload of *Chrysichthys nigrodigitatus* (Lacepede 1802) from Lekki Lagoon, Lagos Nigeria. Turk. J. Fish. Aquat. Sci. 7: 83-87.

APHA, AWWA, WEF. 1995. Standard Methods for the Examination of Water and Wastewater. American Public Health Association, American Water Works Association, Water Environment Federation. Washington D.C., USA.

Arellano-Martinez, M. & B.P. Ceballos-Vazquez. 2001. Reproductive activity and condition index of *Holocanthus passer* (Teleostei: Pomacanthidae) in the Gulf of California, Mexico. Rev. Biol. Trop. 49: 939-943.

Bagenal, T.B. & F.W. Tesch. 1978. Age and growth, p. 101-136. In T.B. Bagenal (ed.). Methods for assessment of fish production in freshwaters. Blackwell, London, England.

Berg, J. 1979. Discussion of methods of investigating the food of fishes with reference to a preliminary study of the prey *Gobiusculus flavescens* (Gobiidae). Mar. Biol. 50: 263-273.

Brower, J.E. & J.H. Zar. 1979. Field and laboratory methods for general ecology. E.C. Brown, Dubuque, Iowa, USA.

Fagbenro, O., C.O. Adedire, E.O. Ayotunde & E.O. Famunu. 2000. Haematological profile, food composition and digestive enzyme assay in the gut of the African bony tongue, *Heterotis (Clupisudis) niloticus* (Cuvier 1829) (Osteoglossidae). Trop. Zool. 13: 1-9.

Fawole, O.O. 2002. Morphometry and diet of *Mormyrus rume* in the Lekki Lagoon, Nigeria. Rev. Biol. Trop. 50: 689-694.

Haruna, M. & A.H. Bichi. 2005. Studies on length-weight relationship and condition factor of the cichlids of Tomas Lake, Kano, Nigeria. Biol. Environ. Sci. J. Trop. 2: 94-100.

- Hyslop, E.J. 1980. Stomach content analysis: a review of methods and their application. *J. Fish Biol.* 17: 411-429.
- Idodo-Umeh, G. 2002. The feeding ecology of bagrid species in River Ase, Niger Delta, southern Nigeria. *Trop. Freshwater Biol.* 11: 47-68.
- Idodo-Umeh, G. 2003. Freshwater fishes of Nigeria (Taxonomy, ecological notes, diet and utilization). Idodo-Umeh, Benin City, Edo State, Nigeria.
- Idodo-Umeh, G. & R. Victor. 1991. Some aspects of the ecology of bagrid catfishes in a southern Nigerian river. *J. Trop. Ecol.* 7: 221-232.
- Idowu, E.O. & A.A.A. Ugwumba. 2006. The food and feeding habits of African Pike, *Hepsetus odoe* (Bloch, 1974) (Osteichthyes: Hepsetidae) in Ado-Ekiti Reservoir, Nigeria. *The Zoologist* 4: 7-17.
- Ikusemiju, K. & C.I.O. Olaniyan. 1977. The food and feeding habits of the catfishes: *Chrysichthys walkeri* (Gunther), *Chrysichthys filamentosus* (Boulenger) and *Chrysichthys nigrodigitatus* (Lacépède) in the Lekki Lagoon, Nigeria. *J. Fish Biol.* 10: 105-112.
- Jeje, C.Y. & C.H. Fernando. 1986. A practical guide to the identification of Nigerian zooplankton (Cladocera, Copepoda and Rotifera) Kainji Lake. Research Institute, Niger, Nigeria.
- Nwadiaro, C. & P. Okorie. 1987. Feeding habits of the African bagrid, *Chrysichthys filamentosus* in a Nigerian lake. *Ichthyol. Res.* 33: 376-383.
- Offem, B.O., Y. Akegbejo-Samsons & I.T. Omoniyi. 2008. Diet, size and reproductive biology of the silver catfish, *Chrysichthys nigrodigitatus* (Siluriformes: Bagridae) in the Cross River, Nigeria. *Rev. Biol. Trop.* 56: 1785-1799.
- Offem, B.O., Y. Akegbejo-Samsons & I.T. Omoniyi. 2009. Trophic ecology of commercially important fishes in the Cross River, Nigeria. *J. Anim. Plant Sci.* 19: 37-44.
- Olaosebikan, B.D. & A. Raji. 1988. Field guide to Nigerian freshwater fisheries. Federal College of freshwater Fisheries Technology, New Bussa, Niger State, Nigeria.
- Olarinmoye, O., V. Taiwo, E. Clarke, C. Kumolu-Johnson, O. Aderinola & F. Adekunbi. 2009. Hepatic pathologies in the brackish water catfish (*Chrysichthys nigrodigitatus*) from contaminated locations of Lagos Lagoon complex. *Appl. Ecol. Environ. Res.* 7: 277-286.
- Oronsaye, C.G. & F.A. Nakpodia. 2005. A comparative study of the food and feeding habits of *Chrysichthys nigrodigitatus* and *Brycinus nurse* in a tropical river. *Pakistan J. Sci. Indust. Res.* 48: 118-121.
- Oso, J.A., I.A. Ayodele & O. Fagburo. 2006. Food and feeding habits of *Oreochromis niloticus* (L.) and *Sarotherodon galilaeus* (L.) in a tropical reservoir. *World J. Zool.* 1: 118-121.
- Pielou, E.C. 1969. An introduction to mathematical ecology. Wiley, New York, USA.
- Reed, W., J.J. Burchard, A.J. Hopson & I. Yaro. 1967. Fish and Fisheries of Northern Nigeria. Ministry of Agriculture, Northern Nigeria, Zaria, Nigeria.
- Saliu, J.K. 2008. Effect of smoking and frozen storage on the nutrient composition of some African fish. *Adv. Nat. Appl. Sci.* 2: 16-20.
- Schoener, T.W. 1970. Non-synchronous spatial overlap of lizards in patchy habitat. *J. Ecol.* 51: 408-418.
- Warren, W.G. 1993. Changes in the within-survey spatial temporal structure of the Northern cod (*Gadus morhua*) population, 1985-1993. *Can. J. Fish. Aquat. Sci.* 54: 139-148.
- Windell, J.T. & S.H. Bowen. 1978. Methods for Study of Fish Diets Based on Analysis of Stomach Contents, p. 219-226. *In* T.B. Bagenal (ed.). *Methods for Assessment of Fish Production in Freshwaters*. Blackwell, London, England.
- Yem, I.Y., N.O. Bankole, O. Ogunfowora & B. Ibrahim. 2009. Food habit of the catfish *Chrysichthys nigrodigitatus* (Geoffrey Saint Hilaire, 1808) in Kainji Lake, Nigeria. *Nat. Sci.* 7: 17-22.